

With full power

## High-pressure duct unit R32



### Highlights

- High, external, static compression
- Compact & light chassis
- Optimal air distribution possible

High-pressure duct unit for RAV one-room systems for 1:1 combination with BIG Digital Inverter outdoor units for refrigerant R32. Due to the high static compression, this unit is best suited for large spaces. Available in two power levels, 19.0 and 22.5 kW.



### Performance

- High-performance heat exchanger
- Self-cleaning function
- Low-noise, 3-stage fan
- External, static compression can be set up to 250 Pa
- Auto diagnostic system



### Flexibility

- Air intake from behind
- Optimal for combination with textile air hoses
- Customized external air filter settings
- Optional WiFi control via smartphone, tablet, or PC



### Technical details

- TCB-DP40DPE drain pump optionally available
- External receiver kit for infrared remote control possible
- Can be combined with all cable remote controls
- Can be integrated into VRF control systems via a TCC link
- Automatic restart setting after power outage
- Optional redundancy box available







## High-pressure duct unit R32 / SET

Indoor unit

RAV-RM2241DTP-E2

Outdoor unit

RAV-GM2243AT8P-E

Indoor unit		RAV-RM2241DTP-E2	
Sound pressure level (low/med/high)	dB(A)		-/44/-
Sound pressure level (low/med/high)	dB(A)		-/44/-
Sound power level	dB(A)		-/79/-
Sound power level	dB(A)		-/79/-
Airflow	m <sup>3</sup> /h		3800
External static pressure	Pa		50/97/250
Dimensions (HxWxD)	mm		448 x 1400 x 900
Weight	kg		97

 Cooling  Heating



## High-pressure duct unit R32 / SET

<b>Outdoor unit</b>			RAV-GM2243AT8P-E
Communication line			H07RN-F 4G1,5
Refrigerant			R32

❄️ Cooling 🔥 Heating

The measuring conditions for this product can be found at <https://www.toshiba-aircondition.com/en/measuring-conditions.html>

Accessories	Description
RBC-AMTU31-E	Standard Wired Remote Control
RBC-AXU31-E	Infrared remote control with external receiver kit for all indoor units
TCB-DP40DPE	Drain pump, RAV: 22 + 28 / VRF: 72 + 96
TCB-LK2801DP-E	Long Life Airfilter kit, for model sizes RAV: 22 + 28 / VRF: 72 + 96
TCB-PCUC2E	Control board for external control, alarms and messages

